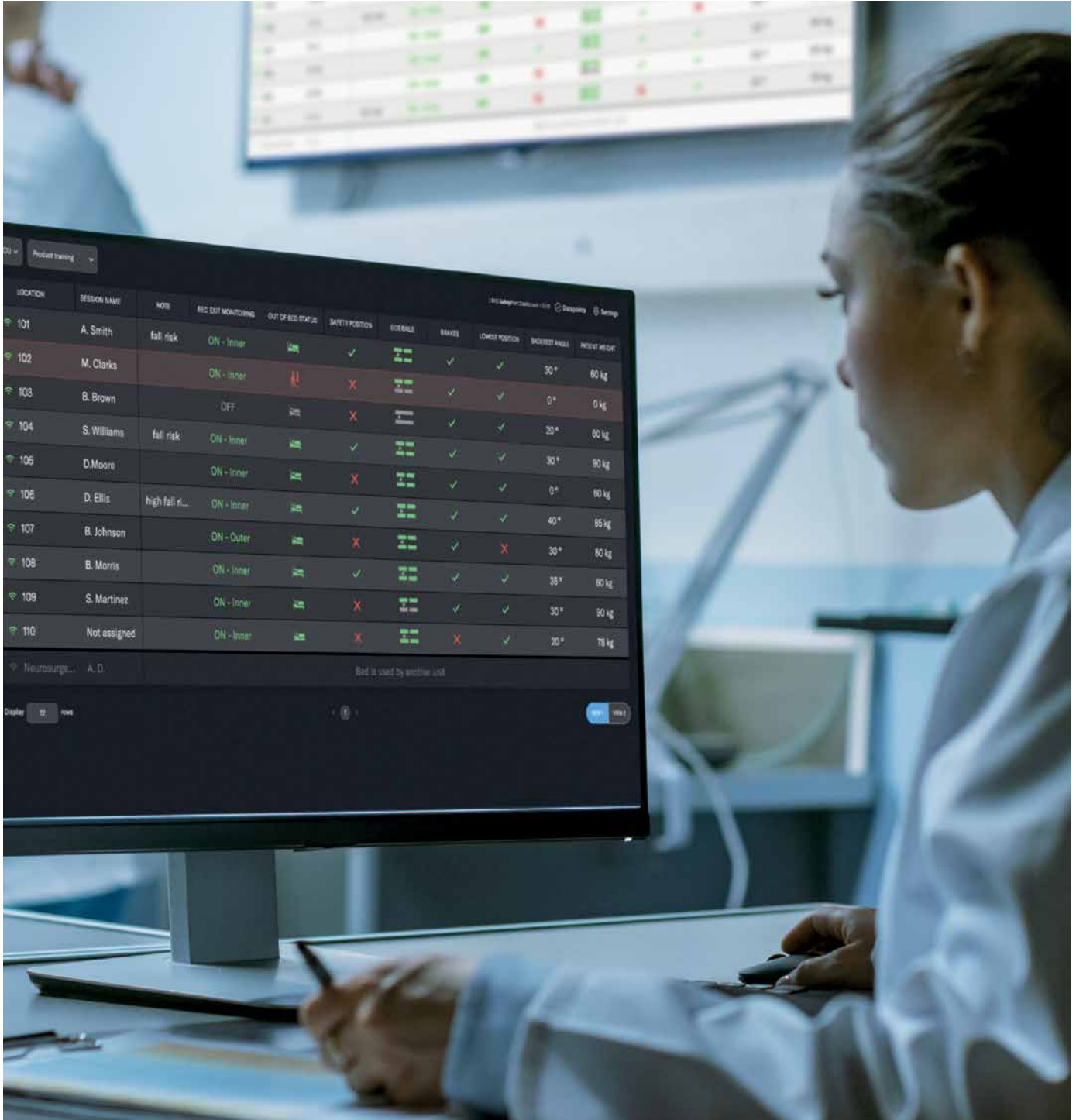


LINIS SAFETYPORT

More data for better care



System for automated transfer and visualisation of patient & bed data from LINET[®] beds

SAFETYPORT

Being a caregiver is rewarding and challenging at the same time given the amount of multi-tasking that is required. Meanwhile, patients in the hospital bed can face many risks. We believe that smart technologies can help solve these problems.

- SafetyPort presents system that uses sensors in LINET beds to collect patient & bed data. These data can be automatically transferred into any third party in your hospital.
- In addition we provide realtime Dashboard at nurse station, that is customizable to address various needs across teams and departments.
- SafetyPort helps address typical caregiving problems by data collection, transfer and visualization.



Patient Safety & falls prevention

- Patient presence
- Patient weight
- Bed safety position



Patient monitoring & mobilization

- Mobilization report
- Bed positions



Bed management & maintenance

- Bed location
- Bed overview
- Maintenance data



Bed utilization & calculation

- Usage of bed features
- Usage analysis



Documentation

- Integration with EMR systems, Nurse Call systems and others

SAFETYPORT DASHBOARD AND MOBILE APP

For caregivers

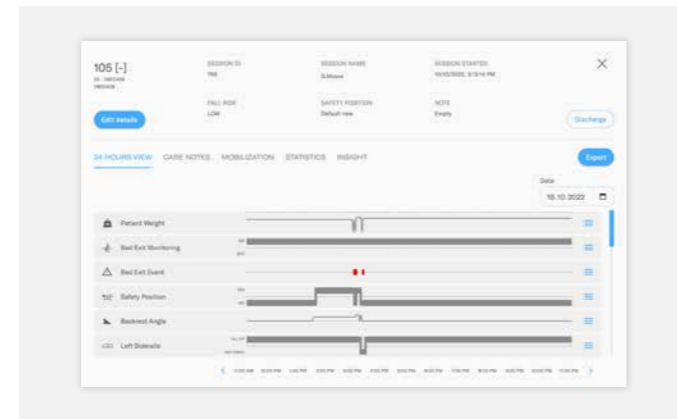


Dashboard

Real time visualization of patient safety data and bed status at nurse station. Offers two customizable views.

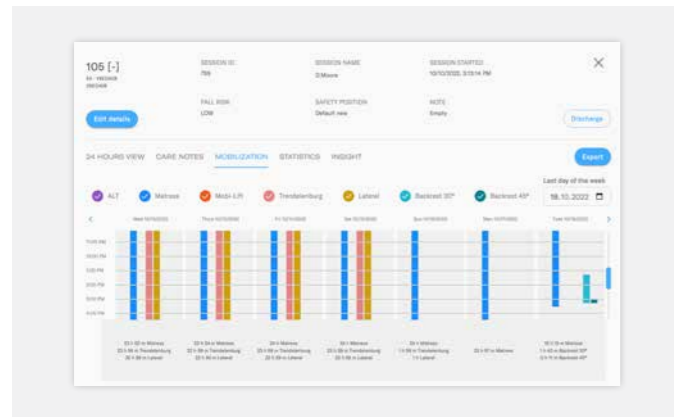
24 Hour trend view

Displays all important data trends in selected time period.



Mobilization

Shows how often was a patient mobilized and what types of positioning were used.



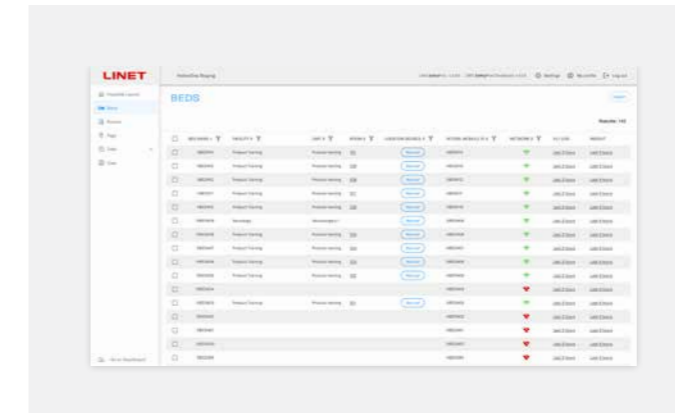
Accessible also on mobile devices

Simplified visualization of Dashboard accessible from all mobile and tablet devices.



SAFETYPORT DASHBOARD AND ADMINISTRATION

For biomedical engineers

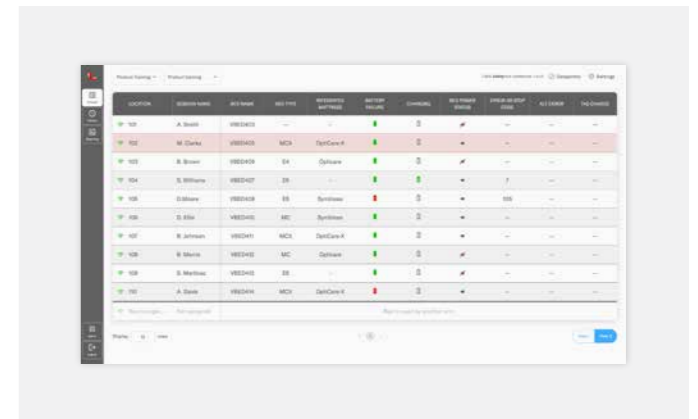


Administration

Provides information on all your Linet beds, their location and data transfer.

Dashboard

Real time visualization of service and maintenance data.



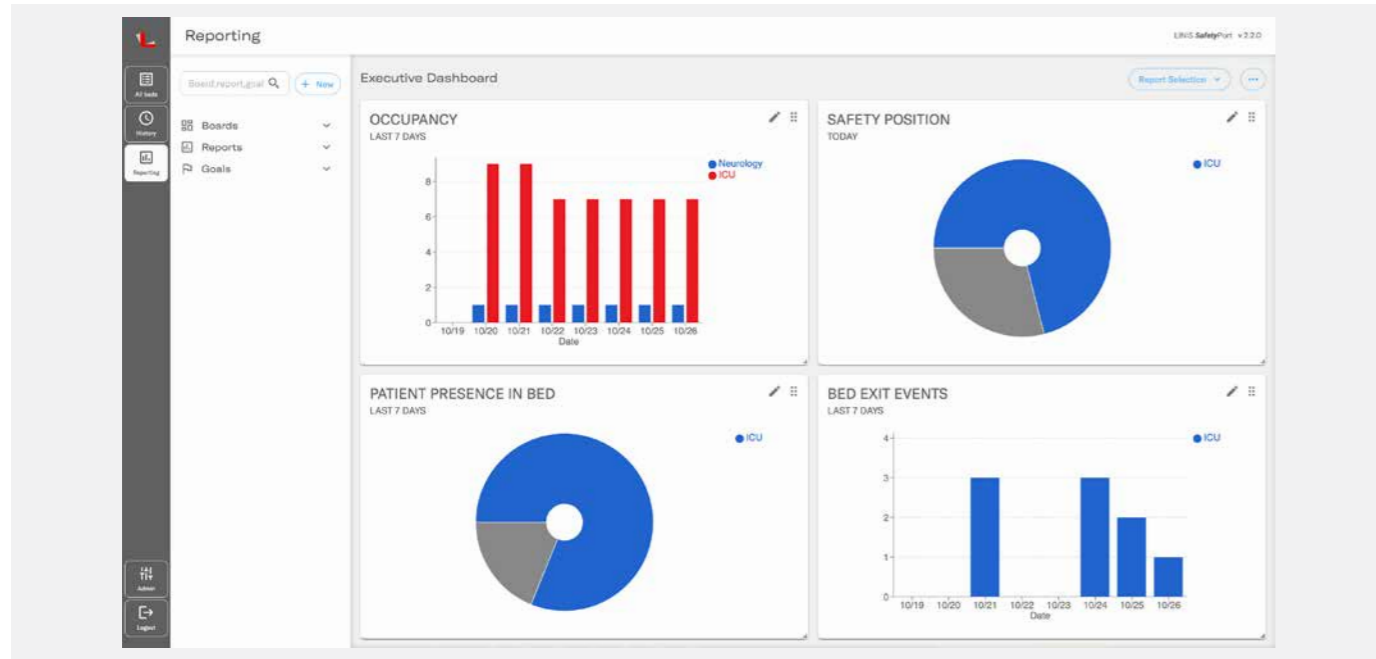
Customizable in every way to fit your unit's needs

- day and night mode
- data visible on Dashboard can be individually selected and ordered
- two separate Dashboard views

**SafetyPort Dashboard for biomedical engineers is only an example of how second view feature can be used. It can as well provide second view of data for clinical staff.*

GAIN ACTIONABLE DATA OF YOUR WHOLE UNIT WITH REPORTING MODULE

Actinable data collection allows you to tailor care to your patients.

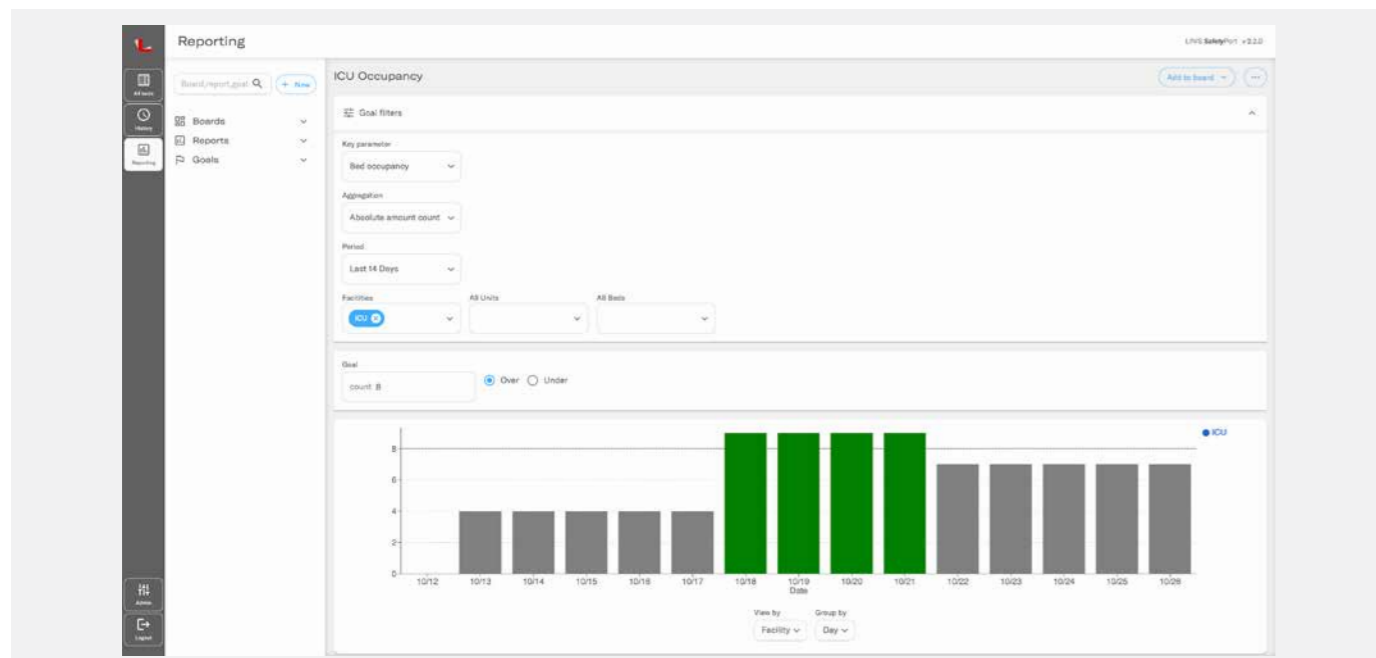


SAFETYPORT INSTALLATION



SET YOUR GOALS

Allows you to set your goals for each unit.

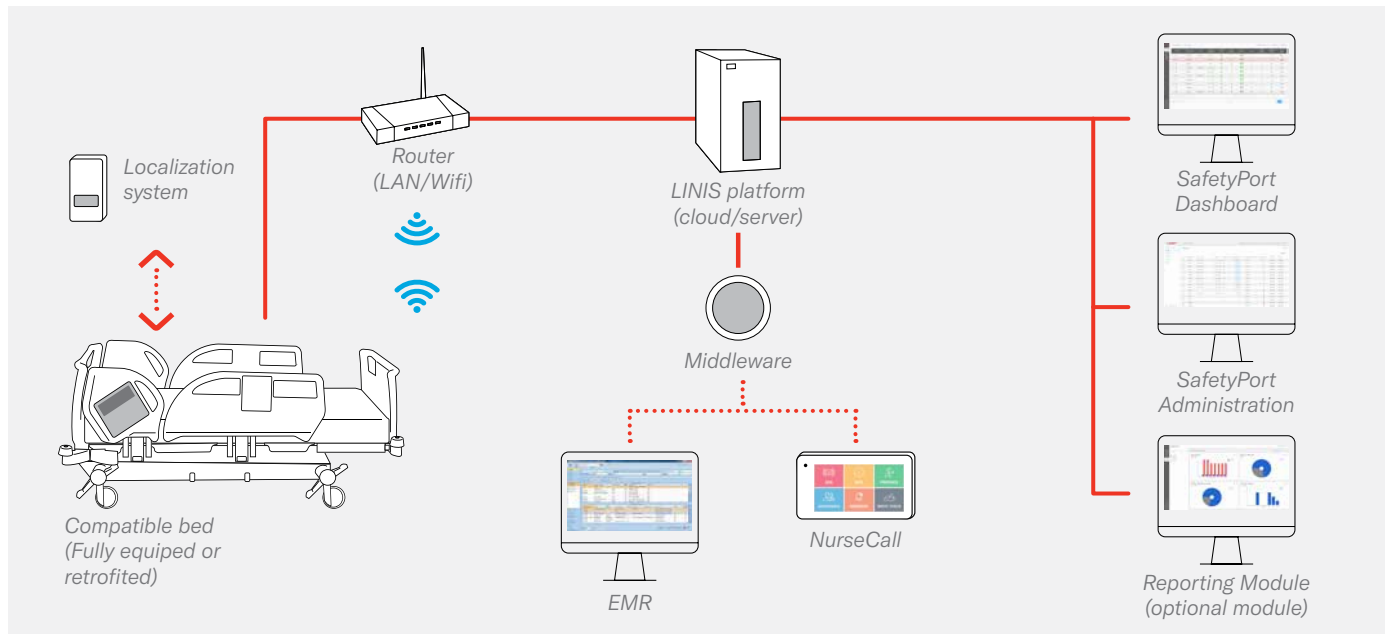


COMPATIBLE BEDS

ELEGANZA 4	ELEGANZA 5	MULTICARE	MULTICARE X
22+ data points	37+ data points	39+ data points	39+ data points

*Compatible also with Eleganza 3XC and Eleganza 3 (US version) as retrofit options.

Connectivity



IT Options

Server operating system	Linux OS (preferred), Windows server (2016, 2019 and later versions)
Data format for export to the HIS	HL7 v2, xml, webservice
Graphical interface for display at the nurse station	Microsoft Edge, Mozilla Firefox, Google Chrome, Opera, Safari
Installation options	Server (on premises/virtual), cloud

References

1. AHRQ Publication No. 13-0015-EF, January 2013. Agency for Healthcare Research and Quality, Preventing Falls in Hospitals: A Toolkit for Improving Quality of Care. Prepared by Rand Corporation, Boston University School of Public health, ECRI Institute
2. Mahfoud, H., Barkany, A. E. & Biyaali, A. E. (2016). A Hybrid Decision-Making Model for Maintenance Prioritization in Health Care Systems. American Journal of Applied Sciences, 13(4), 439-450. <https://doi.org/10.3844/ajassp.2016.439.450>



Members of LINET Group



Sydney | Melbourne | Brisbane | Perth

1300HPAUST
 info@hpaust.com
 www.hpaust.com



www.linnet.com