



SV300
Ventilator

Compact yet powerful



reddot award 2015
winner



Sydney | Melbourne | Brisbane | Perth
1300HPAUST
info@hpaust.com
www.hpaust.com



mindray
healthcare within reach

MRB024V121



Design based on simple facts

Comprehensive

SV300 comes with extensive ventilation modes and is ideal for acute ICU use.

Adaptive

With useful functions, it is adaptable to different clinical environments.

Simple

Intuitive user interface optimizes clinical workflow.



We listen to **your opinions** and try best to make your **daily work easier**

A comprehensive ventilator that fits for stringent ICU environment



Don't be fooled by the compact size of the SV300 ventilator. It comes with extensive ventilation modes and is equipped with functions that are usually only found on intensive care ventilators. We have also integrated unique features that you won't find on other high spec models.



ICU package options

- APRV
- PRVC
- ATRC
- PV Tool
- Recruitment tool SI



Extensive monitoring

- 4 waveforms
- 2 loops
- 72 hrs patient trend data
- 5000 events log



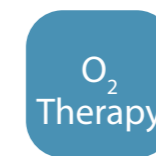
Volumetric CO₂ measurement

- Airway dead space
- CO₂ elimination



Weaning indicators

- P0.1
- NIF
- RSBI



O₂ Therapy

- O₂ enrichment
- Adjustable flow



IntelliCycle™ Pro

- Automatically adjusts trigger level, Tslope and ETS
- Improves patient-ventilator synchrony



Versatile functions all on one device



Invasive therapy: Bedside intubated

- Extensive ventilation modes
- ATRC
- Weaning indicators



Non-invasive and O₂ therapy

- Exceptional leak compensation capability
- Quiet turbine
- Integrated SpO₂ monitoring



On the run: Intra-hospital transport

- Easily detachable trolley
- Approximate 10kg
- Up to 6 hours internal battery support



CPRV™ ventilation

- Integrates unique e-ITD™
- Improves venous return and helps improve perfusion
- Automatically associates CO₂ monitoring



Neonatal ventilation

- Comprehensive ventilation modes for neonates
- Accurate proximal flow sensor
- High precision flow and pressure control



- Adjustable screen allows best viewing angle



- Setting range indicator
- Setting summary



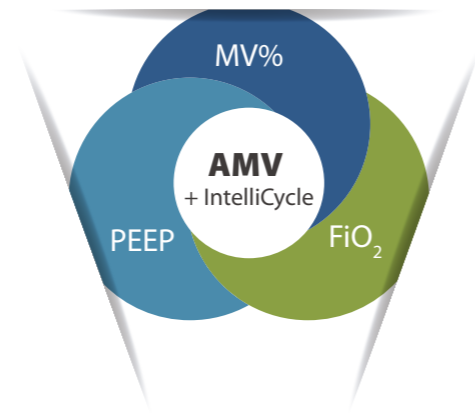
- PulmoSight™ graphically displays resistance, compliance and breathing state
- Prompts abnormal compliance and resistance



- Alarm range indicator
- Active alarm with color coded
- Auto alarm limits

Ease of use

The combination of AMV™ and IntelliCycle™ Pro enables the ventilator to make automatic adjustment to ventilator settings, reducing the need for clinicians to make repeated, low level, adjustments so they can direct their focus more effectively on other aspects of patient care.



Thanks to the intuitive UI design of SV300, changing of ventilation modes requires only 2 simple steps. Each function is in logical order so that you wouldn't be lost in complex user manual.



Operate with ease during your daily routine



Ease of maintenance

With our newly designed expiratory and inspiration valve, replace and clearing is no more a hassle. Also, it is extremely durable and it can last longer than most of the competitors offer right now out there in the market.

- Valve system:**
- Detachable design
 - Disassemble with tool free
 - Support autoclave sterilization
 - Extremely durable



Long-lasting turbine

Powerful built-in turbine provides up to 210 L/min of flow that can fulfill most of the critical patient needs. It does not require any annual maintenance due to its exceptional reliability.



Thoughtful functions built-on latest hardware platform

Future proof

Mindray is committed to protecting your investment by relentlessly developing features that can improve patient care and reduce patient cost. With 25 years experience on development of anesthesia and ventilator products, we proudly present you our new member, SV300 ventilator.

SV300 is built on a highly sophisticate platform, base on state of the art industrial hardware. Your investment is further assure, as we always leave space for future upgrade and comply with the latest stringent medical requirements.

**Accordingly to the latest CE guideline, both the inspiration and expiration valves should be detachable and able to sustain high temperature sterilization in order to minimize the risk of cross contamination.*

2 detachable valves

Its design is according to the international standard
*ISO 80601-2-12 & ISO 80601.
We are one of the few manufacturers out there in the market that supports autoclavable inspiration valve. This further reduces the risk of cross contamination.



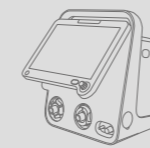
2 types of EtCO₂ options

SV300 supports both mainstream & sidestream options of EtCO₂ measurement, making it a flexible solution, capable of fitting all of your departments' needs.



2 additional functions regarding to patient oxygenation

SV300 provides SpO₂ measurement and O₂ therapy, both proven to be excellent tools for patient-weaning strategies. Also, it allows SpO₂ measurement even when patient monitor is not around.



SV300 Ventilator

SV300 is a state-of-the-art ventilator that's simple to configure, easy to operate and versatile in use. It is equipped with extensive ventilation modes that can be applied to adult, pediatric and neonate patients with all acuity levels at ICUs. Equipped with the most advanced technologies, SV300 provides comprehensive and comfortable care for all patient populations in the most difficult environment, independent of a central gas supply.

